



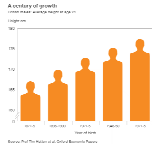




## South Baddesley Autumn Term Plan



<p><b>Topic:</b> <b>Me &amp; My Family</b></p> 	<p><b>Class:</b> <b>1 Yr R &amp; Yr 1</b></p> 	<p><b>Term</b> <b>Autumn Term 1 2015</b></p> 
<p><b>Hook</b></p> <p>Ask children to bring in photos of their family - put these up in the classroom for all children to see - read avocado baby and talk about the members of the Hargraves family in the story - how many brothers, sisters etc. Ask children to count their own family members - mum dad brothers &amp; sisters etc. - only the people who live in their house. Talk about how some families are big, some are small but they are all special and unique to us.</p>	<p><b>Outcome:</b> lead focus EYFS UW - People &amp; Communities</p> <p>Develop children's knowledge of &amp; understanding of themselves and the people around them</p> <p>Develop their ability to make comparisons between themselves and others</p> <p>Develop their ability to recognise differences between themselves and others</p> <p><b>EYFS Development Matters 40 -60 months</b></p> <ul style="list-style-type: none"> <li>Shows interest in the lives of people who are familiar to them.</li> <li>Remembers and talks about significant events in their own experience.</li> <li>Recognises and describes special times or events for family or friends.</li> <li>Shows interest in different occupations and ways of life.</li> <li>Knows some of the things that make them unique, and can talk about some of the similarities and differences in relation to friends or family.</li> </ul> <p><b>Early Learning Goal</b></p> <p>Children talk about past and present events in their own lives and in the lives of family members. They know that other children don't always enjoy the same things, and are sensitive to this. They know about similarities and differences between themselves and others, and among families, communities and traditions</p>	

<p><b>Opportunities for Outdoor Learning:</b></p> <p>Build homes and shelters for playmobil characters</p>  <p>Drawing family members on large mark making board</p> <p>Finding names of ORT family names outside</p> <p>Recognising key words on large posters outside - mum dad brother sister me baby grandfather etc</p> <p>Writing family names on floor with chalks</p> <p>Small world family play scenes</p>	<p><b>Opportunities for Mathematics:</b></p> <p>Counting family members</p> <p>Ordering people by size / age / height</p> <p>Introducing mathematical vocab - more than / less than / most / least</p> <p>Numbers that are significant to them - ages / door numbers / phone numbers etc</p> <p>Counting families with dogs / cats / brothers / sisters / babies etc</p> 	<p><b>Opportunities for Communication &amp; Language &amp; Literacy</b></p> <p>Listening to &amp; retelling stories involving families - Mog / Tiger Who Came To Tea / Horrid Henry</p> <p>Drawing pictures of our families and talking about who they are</p> <p>Using transition boxes as a tool for talking about special people in their lives</p> <p>Imaginative play with small world - playing with what they know using their own experiences</p> <p>Talk about a family event such as a wedding or birthday party - Talk about what they enjoyed about it</p> <p>Recalling &amp; discussing significant events in their lives such as a special outing to the beach</p>
--	--	--

### South Baddesley Medium Term Plan

Understanding the World	Expressive Arts & Design	Physical Development	Personal Social & Emotional
<p>Finding out about different family customs / special events such as christenings</p>	<p>Draw pictures of their families</p> <p>Make pictures of families they know well from books they have</p>	<p>Use lego to build people / family members</p> <p>Use small milk cartons to build</p>	<p>Collaborative play with small world</p> <p>Think about how it feels to</p>

<p>Talking about differences and similarities between their families and those of their peers</p> <p>Look at pictures of families from other parts of the world</p> <p>Exploring jobs of different family members &amp; those in stories we have read</p>	<p>read</p> <p>Make models of family members using play dough / clay / junk modelling</p>	<p>models of themselves</p> <p>Make stick puppets of their families</p>	<p>belong to a family</p> <p>Talk about how all families are special and unique</p> <p>Talk about a special family event</p> <p>Think about how we are all special and unique</p>
---	---	---	---

**Yr 1 Home Learning Link - choose a story that you know well that has a family in it - like Mog. Draw a picture of the family and label each person including any pets! Write a sentence about each family member saying something about them e.g. Sophie is always kind and loves giving Mog a bath.**

**Yr R Home Learning Link - Read as many story books as you can with a grown up that has a family in it. Talk about the family members - naming each member and who they are e.g Lucy is the mother, John is the brother, Ned is the grandfather and Jo is the cousin etc**