

## Day 21 (04/05/2020)

Hi,

I hope you had a lovely weekend, we have another fun packed week for you. If you have got to the end of your **handwriting/spelling** booklets there are more in the 'workbooks sent home/spelling and handwriting' folder in our pool. Unfortunately you'll have to make them into booklets yourself or write them out in a book of your own for practising.

I've added a new gallery on our webpage so take a look.

*If you have a Baddesley Bag please don't forget to do those activities too.*

### Spelling and handwriting (20 minutes)

From the booklet you've already started, adding some words of your own that fit the rule and put 5 in sentences.

### Maths (copies of worksheets and answers in the Learners pool or below)

– In Summer week 3 for us, a different week name from White Rose, as we are running a week behind them.

Please watch the video on the link below, that's the teaching bit.

You also have a problem of the day to stretch you further – see below.

In your Maths books with a **DUMTUM**

#### Decimals:

Year 4 – **summer term Week 2 Lesson 1** – Round decimals

<https://whiterosemaths.com/homelearning/year-4/>

Year 5 – **summer term Week 2 Lesson 1** – adding decimals with the same no. of d.p.

<https://whiterosemaths.com/homelearning/year-5/>

### Guided Reading

The Wild Robot Escapes – lesson 6 – relax, listen and draw or create.

Instructions below or in the pool.

Art and craft activity: see below.

**Please** show me your work, I love seeing it! I comment on quite a few, so check back, it makes me feel like a proper teacher if you respond to my comments. It's a key part of your learning, getting feedback and learning from it, it also humours me!

Let me know how you are getting on with your work, and life in general. You can do this by your parents emailing me. All feedback welcome ☺

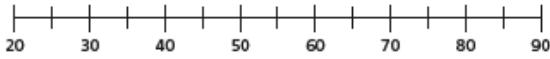
[Suzanne.whitehead@southbaddesleypri.co.uk](mailto:Suzanne.whitehead@southbaddesleypri.co.uk) Miss Whitehead

Round decimals

1 Here are some number cards.



a) Draw arrows to estimate the position of the numbers on the number line.



b) Use the numbers to complete the sentences.

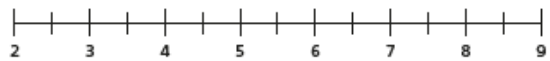
- is closer to 50 than 40
- is closer to 30 than 20
- is closer to 80 than 90
- is closer to 60 than 70



2 Here are some number cards.



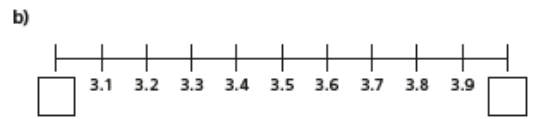
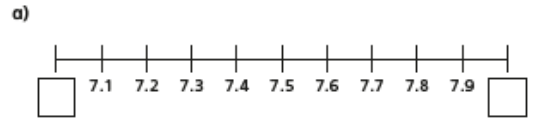
a) Draw arrows to estimate the position of the numbers on the number line.



b) Use the numbers to complete the sentences.

- is closer to 5 than 4
- is closer to 3 than 2
- is closer to 8 than 9
- is closer to 6 than 7

3 Fill in the integers on the number lines.

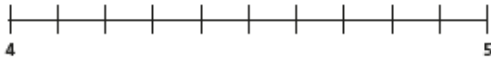


4 Which integers do the numbers lie between?

Fill in the boxes to make the statements correct.

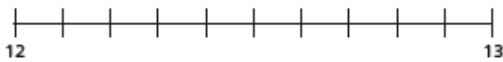
- a)  < 1.4 <
- b)  < 34.8 <
- c)  < 0.7 <

5 a) Label 4.3 on the number line.



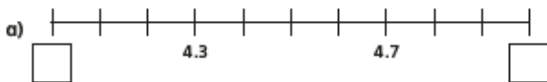
Is it closer to 4 or 5?

b) Label 12.8 on the number line.

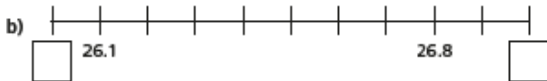


Is it closer to 12 or 13?

6 Complete the number lines and sentences.



- is closer to  than
- is closer to  than



- is closer to  than
- is closer to  than

7 Which numbers round up to the nearest whole number?

Circle your answers.

- 4.1    2.8    0.7    12.3    0.5    99.3

8 Round each decimal to the nearest whole number.

- a) 1.8
- b) 4.2
- c) 0.9
- d) 1.5
- e) 13.7
- f) 20.1
- g) 0.4
- h) 99.8

9 Ron is rounding 8.2 to the nearest whole number.



Because 2 tenths is less than 5 tenths, the number rounds down to 7

Do you agree with Ron? \_\_\_\_\_

Explain your answer.

10 Tommy is thinking of a number that has one decimal place.

When he rounds his number to the nearest whole, the answer is 32

What number could Tommy be thinking of?

Are there any other answers?

**Adding decimals with the same number of decimal places**



1 Complete the additions.

Use the place value charts to help you.

a)  $4.45 + 3.21 = \square$

Ones	Tenths	Hundredths
1 1 1	0.4 0.4 0.4	0.01 0.01 0.01
1	0.2	0.01
1 1 1	0.2 0.2	0.01

4	4	5
+	3	2

b)  $4.45 + 3.61 = \square$

Ones	Tenths	Hundredths

4	4	5
+	3	6

c)  $4.45 + 3.78 = \square$

Ones	Tenths	Hundredths

4	4	5
+	3	7

Which calculation was easier? Talk about it with a partner.



3 Work out the calculations.

Write  $<$ ,  $>$  or  $=$  to make the statements correct.

a)  $0.64 + 4.79$    $5.01 + 0.23$

b)  $7.427 + 3.238$    $5.427 + 5.832$

c)  $3.08 + 4.63$    $4.84 + 2.87$

4 Teddy is working out the total cost of these items.



Here are his workings.

5	7	5
+	1	1
	2	0
	6	8
	7	0

Talk to a partner about Teddy's mistake.  
Work out the correct answer.



2 Use the column method to work out the additions.

a) 

5	3
+	2
	5

e) 

3	1	0	2
+	5	8	7
			6

b) 

6	0	3
+	3	9
		1

f) 

1	2	0	3	4
+		9	2	2
				7

c) 

2	3	2
+	1	0
		1
		7

g) 

5	7	5
+	5	3
		2

d) 

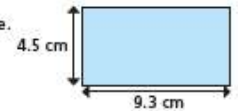
6	3	7
+	6	2
		6

h) 

1	4	9	9
+	1	2	3
			7

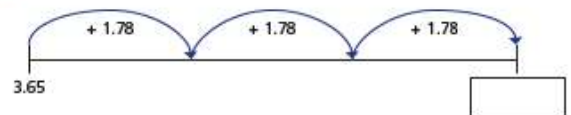
© White Rose Maths 2020

5 Work out the perimeter of the shape.



perimeter =  cm

6 Complete the number line.



7 Eva starts with the number 1.62

Eva: I added a number and got 2.8

Rosie: This is impossible as 2.8 only has one digit after the decimal.

Is Rosie correct? \_\_\_\_\_

Talk about it with a partner.



# Problems of the Day 2020

1 Fill in the missing numbers.

100 less than 20,000 is

more than 20,000 is 20,600

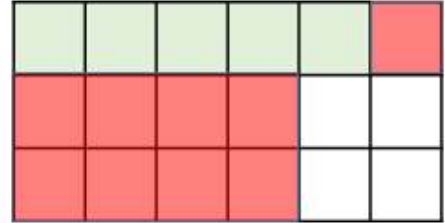
2



25% of my number is 24

What number is Teddy thinking of?

3 Lucy shades in part of a rectangle.



She shades some more squares.

$\frac{7}{9}$  of the rectangle is now shaded.

How many more squares did Lucy shade?

# Guided Reading

## The Wild Robot Escapes by Peter Brown

### Lesson Six

We are learning to enjoy listening to a wide range of literature.



Sit back and relax! Listen to the next 3 episodes (6, 7 and 8, Ch. 22 - 43) – these are free listening lessons.

You will find them in the [Learner's Pool/shadow/guided reading/the Wild Robot Escapes/scanned and recorded chapters](#) so far.

As you listen, you may like to do one or two of the following:

- ✓ Sketch the protagonist (Roz) and some of the other characters.
- ✓ Make a playdough model of Roz.
- ✓ Create a story map of what is happening.
- ✓ Design a WANTED poster for Roz.

I would really love to see them!



